

HanseGroup



Dehler 

Hanse 

Moody 

FJORD 

HANSE 320



HANSE 320



HANSE 320 – What is new?

- Z-Spar Rig with Furlex Furler instead of Sparcraft rig
- Wood Turkish Hazelnut
- New Designed Cabin Windows
- LED Navi lights
- Performance Package is not more available
- Softec Visco Matresses are not more available
- Additional window in the aft cabin (new in Cruising Package)
- Reading lights in the Cruising Package
- Shelves in the locker not more available
- New Standard Upholstery: Monaco Cream
- Additional Gelcoat colours
- AGM Batteries
- Main-Drop in the Cruising Package
- New battery charger 30 Amp. (option)
- Simrad Multi (Speed and Depth) in Cruising Pack

HANSE 350



HANSE 350



HANSE 350 – What is new?

- Z-Spar Rig with Furlex Furler instead of Sparcraft rig
- Wood Turkish Hazelnut
- New Designed Cabin Windows
- LED Navi lights
- Performance Package is not more available
- Softec Visco Matresses are not more available
- Additional window in the aft cabin (new in Cruising Package)
- Reading lights in the Cruising Package
- Shelves in the locker not more available
- New Standard Upholstery: Monaco Cream
- Additional Gelcoat colours
- AGM Batteries
- Main-Drop in the Cruising Package
- New battery charger 30 Amp. (option)
- Simrad Multi (Speed and Depth) in Cruising Pack

NEW HANSE 375



NEW HANSE 375 - exterior



NEW HANSE 375 - exterior

- Open stern
- Twin steering wheels as optional
- New opening side windows
- All hatches flush
- More anti slip surfaces
- Mid boom sheeting with 2 stand-up blocks

NEW HANSE 375 - interior



Hanse 

375 Saloon



NEW HANSE 375 - interior



375 Bathroom



NEW HANSE 375 - interior

- New furniture design
- Only one saloon layout
- More headroom in saloon
- Larger head
- Larger berth in fwd cabin
- More storage space
- More ventilation
- More light
- More space in aft cabins

HANSE 400



HANSE 400



HANSE 400 – What is new?

- Seldén Rig with Furlex Furler instead of Sparcraft rig
- MDS Sliders for Full Batten Mainsail
- AGM Batteries
- LED Navi-lights
- Wood Turkish Hazelnut
- Maindrop in Cruising Package now
- New battery charger 30 Amp. (option)
- Simrad Multi (Speed and Depth) in Cruising Pack
- New Standard upholstery: Monaco cream
- Additional Gelcoat colours
- Additional Seat in forward cabin at the main bulkhead

RESTYLED HANSE 430



RESTYLED HANSE 430 - exterior

- New hull portlight design
- Bigger winches (optional)
- Helmsman foot supports
- Seldén Rig with Furlex Furler instead of Sparcraft rig
- MDS sliders for Full Batten Mainsail
- LED Navi-lights
- Maindrop in Cruising Package now
- Cockpit Aft Beam
- Flush Cleats

RESTYLED HANSE 430 - interior

- Islan berth in fwd cabin
- New saloon furniture design
- New floorboard design
- Handrail on the ceiling
- Wood Turkish Hazelnut
- New battery charger 30 Amp. (option)
- Simrad Multi (Speed and Depth) in Cruising Pack
- New Standard upholstery: Monaco cream

RESTYLED HANSE 470



RESTYLED HANSE 470 - exterior

- Hull-deck joint restyled
- Under deck furler
- Teak deck as option
- No flush hatches
- Fixed anchor davit
- More anti-slip surface
- New side opening windows

RESTYLED HANSE 470 - interior

- New upholstery style
- Restyled furniture design
- New navigation seat solution
- New companionway
- More ventilation
- More light

NEW HANSE 545



NEW HANSE 545 - exterior

- New „eye brow“ coachroof design
- New cockpit design
- „Semi bridge“ deck
- Increased sitting area in cockpit
- Steering pedestals moved further back
- Helmsman foot supports (integrated)
- Large opening portlights for aft cabins
- Under deck furler
- Teak deck (optional)
- Electrical transom opener (optional)
- Fixed anchor davit
- Flush hatches
- New style hull portlights

NEW HANSE 545 - exterior



NEW HANSE 545 - exterior



NEW HANSE 545 - interior

- New cushion design in saloon
- New larger companionway
- New curved steps
- New wood option – Turkish hazelnut
- New furniture design with alu features
- Only one saloon layout option
- Owner's aft cabin
- 2 heads as standard (one used as day head)
- Larger 2 cabins fwd
- Separate shower stall in fwd head
- More light inside
- More ventilation

NEW HANSE 545 - interior



NEW HANSE 545 - interior



NEW HANSE 545 - interior




NEW HANSE 545 - interior




NEW HANSE 545 - interior



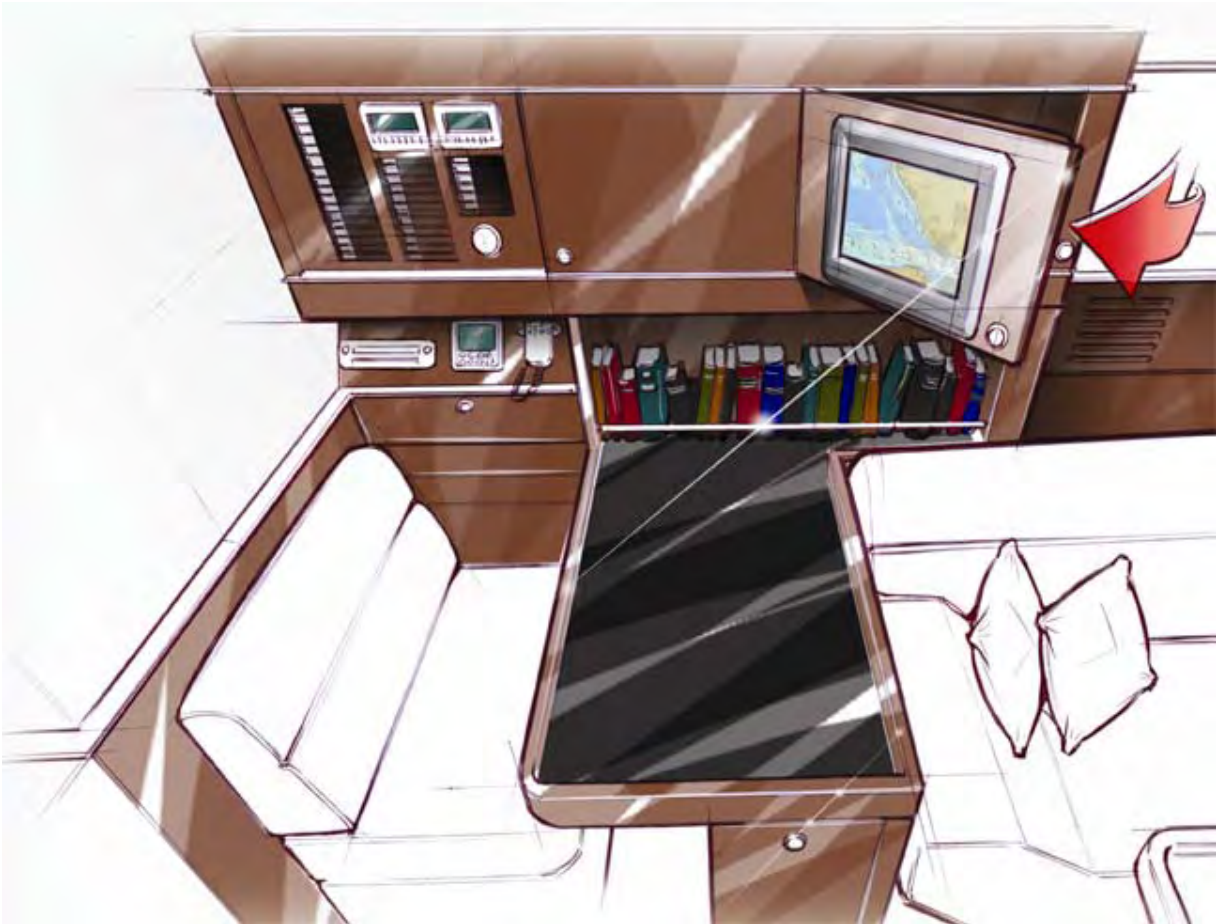
NEW HANSE 545 - interior



NEW HANSE 545 - interior



NEW HANSE 545 - interior



NEW HANSE 545 - interior

